


**5** *easy steps to  
order LIDT services  
using*

**MY LIDARIS**

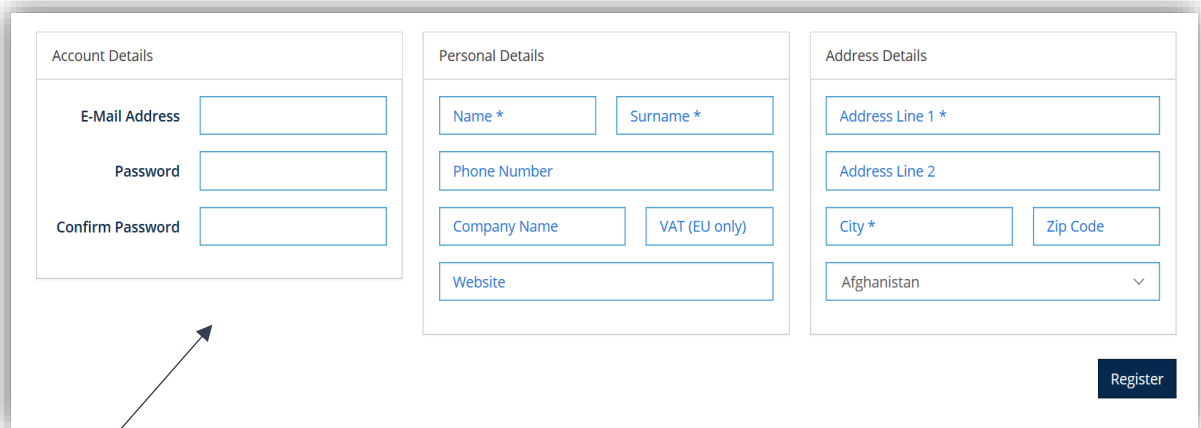
## Step 1 – Where to start?

Go to : <https://my.lidarlis.com/>



Start using *MY LIDARIS* by signing up.

## Step 2 – How to register?



The registration form is divided into three main sections:

- Account Details:** Includes fields for 'E-Mail Address', 'Password', and 'Confirm Password'.
- Personal Details:** Includes fields for 'Name \*', 'Surname \*', 'Phone Number', 'Company Name', 'VAT (EU only)', and 'Website'.
- Address Details:** Includes fields for 'Address Line 1 \*', 'Address Line 2', 'City \*', 'Zip Code', and a dropdown menu for 'Country' (currently showing 'Afghanistan').

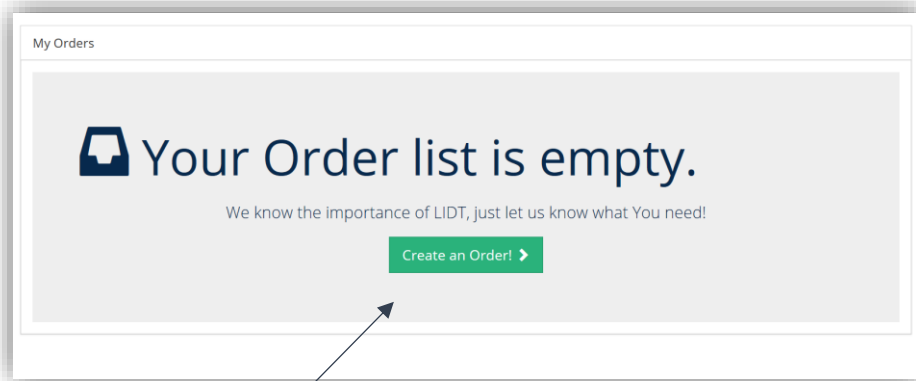
A 'Register' button is located at the bottom right of the form. An arrow points from the text below to the 'Account Details' section.

Fill in required information and press "Register". This is on-time procedure, however the information (except email address) could be edited when logging in to your account.

*Tips: Fill in all required information even you are already customer of ours. It is perfect refreshment of important information.*

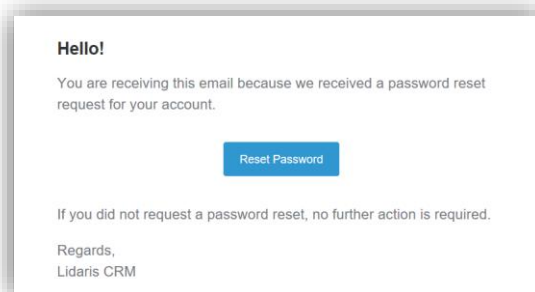
## Step 3 – How to start ordering ?

If you can see this – you successfully signed up to *MY LIDARIS* Congratulations!



Now you can start using inquiries generating platform by pressing "Create an Order"

*Tips: Forgot your password? Do not worry, it's not a bank account. Just enter your e-mail address to required field and immediately reset your password from e-mail inbox.*




## Step 4 – Features of the inquiry making tool

Describe your sample:

**Step 1: Sample List – What kind of samples do you have?**

Sample #1 : 12345\_Lidaris Duplicate Reset Delete

Identification and description	Substrate	Coating(s)
Sample ID: 12345_Lidaris Enter description... Browse...	Material: Glass (BK7) Specify Material: BK7 Shape: Round	Front Surface (S1): AR Coating Specify S1 here: Bulk Interface (B): No Inner Structures Rear Surface (S2): Uncoated Specify S2 here: S2 Uncoated Aol (deg): 10°
	<b>Dimensions</b> Diameter: 25.4 mm Thickness: 3 mm	



*Tips:* 1. Please feel free to list any **data about your samples**: drawings, specification sheets, coating description, etc. We promise to keep it confidential! As a result we would be able to offer you the best testing procedure according sample specifications. Also, part of information **goes straightly to testing report**.

2. Have **2 or more samples** with the same or similar specifications? Don't waste your time and **duplicate** samples

Describe required testing parameters:

Step 2: Test List – What kind of tests do you need?

Test Type #1 Load a preset - 1000-on-1, 1550nm, 4ns, 100Hz, OPO Duplicate Reset ✎

Test Method	Irradiation conditions	Test surface
Test: <input type="text" value="S-on-1 (ISO 21254-2)"/> Pulses: <input type="text" value="1000"/> per Site Units: <input checked="" type="checkbox"/> J/cm <sup>2</sup> (Fluence) <input type="checkbox"/> MW/cm <sup>2</sup> (Irradiance) Other things to consider...	Laser Mode: <input type="text" value="Single-longitudinal mode laser"/> Wavelength: <input type="text" value="1550"/> nm Pulse Duration: <input type="text" value="4"/> ns Repetition Rate: <input type="text" value="100"/> Hz Testing AOI: <input type="text" value=""/> deg. Polarization: <input type="text" value="Linear (AOI = 0deg)"/>	<div style="display: flex; justify-content: space-around;"> <div style="text-align: center;">   <input checked="" type="checkbox"/> Front <input type="checkbox"/> Bulk <input type="checkbox"/> Rear           </div> </div> <div style="display: flex; justify-content: space-around; margin-top: 10px;"> <div style="text-align: center;">   <input checked="" type="checkbox"/> Front <input type="checkbox"/> Bulk <input checked="" type="checkbox"/> Rear           </div> </div>
<b>Environmental conditions</b>		
Environment: <input type="text" value="Air"/>		
Temperature: <input type="text" value="Room"/>		
<b>Select samples for this test type</b>		
<input checked="" type="checkbox"/> 12345_Lidaris <input checked="" type="checkbox"/> 12345_Lidaris_1		

*Tips:* 1. Take a look at **presets**, maybe your desired parameters are already written. **Save your time.**

2. Have **2 or more tests** with the same or similar specifications? Don't waste your time and **duplicate tests**

## Step 5 – Send your inquiry

If you feel that inquiry is done, just press „Send Inquiry“ button. The system automatically will send inquiry to Lidaris team and a copy for you.

We will do our best to get in touch with you within one working day: in case of standard testing conditions and full sample information we will approach you with our best offer; otherwise to avoid ambiguities we will come back to you with few more questions.



*Tips:* 1. If you having any trouble, do not hesitate to contact us at any time:

*Email:* [sales@lidaris.com](mailto:sales@lidaris.com)

*Phone:* +37060909233

2. MY LIDARIS is at developing stage – please feel free to give us feedback in order to create the most convenient LIDT services ordering platform.